



TSSAA Cheer and Dance Virtual State Championships Step by Step Registration Information

Click [HERE](#) to register. The registration link will take you to myVARSITY.

LOG IN

If you click the registration link, you will be taken DIRECTLY into the EVENT REGISTRATION after you log in to MyVarsity. If you have trouble logging in, please contact your Varsity Spirit State Director or Registration Director for assistance:


Ryan Jackson, Cheer State Director ryanjackson@varsity.com

Ashley Udashen, Dance State Director audashen@varsity.com

Tammy Collins, Registration Director tcollins@varsity.com

Scroll down on the first page and CLICK: STEP 1: TERMS & CONDITIONS

3. You can return to any completed step throughout the registration process. Simply select the desired tab on the left.
4. You must click "Submit Registration" to finalize and complete the registration process.
5. You can review previously submitted registrations by clicking on "My Competition Registrations".



STEP 1: TERMS & CONDITIONS

Next page: Scroll down and click the box to agree with Terms, click STEP 2: TEAM(S)



I agree with the Terms & Conditions of this event



STEP 2: TEAM(S)

Use Drop Down Arrow to SELECT TEAM, then CLICK **ADD TEAM**

Step 2: Team(s)

Use the selections below to enter your Team information. You can add multiple teams by selecting the "Add another team" link next to each session type. You can Edit team details by simply changing your selection. Click "Save" before you move on to the next step in the registration process.

Please select a team to register

Varsity Cheer



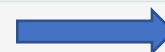
D2 Program: No

Teams

You are currently using **0 coaches** toward the allowed limit of **0 coaches**.

Coaches in excess of the limit may incur additional fees.

School Cheer (0)



Add Team




TSSAA Cheer and Dance Virtual State Championships Step by Step Registration Information

Division information will populate. **DO NOT SELECT** a “COMPETITION TEAM” if this box appears. Fill in **TEAM NAME** with your High School Name. Use the drop-down arrows to complete the form.


Division Information

Account Name
Houston High School


Please select Competition Team to register existing team or enter New Team Name to create a new Competition Team.


-Select- 


PLEASE DO NOT SELECT ANYTHING IN THIS FIRST BOX—LEAVE ON “SELECT”


Team Name
Houston High School 

School Team Example: mascot, color, division

Class
Cheer 

Type
Team 

Age Range
High School 

Division
Super Varsity 

Fill in information, check the box(es) for coach(es), then click **SAVE**

Participant Information

	Price	Female
1st Performance - Team Pricing	200.00 Per Squad/Team/Flat Fee	<input type="text" value="27"/>

Select Team Coaches

- Chris Crabtree
- Chris Crabtree
- Ryan Jackson
- Kelsey Woolfolk

 **SAVE** **CANCEL**



TSSAA Cheer and Dance Virtual State Championships Step by Step Registration Information

CLICK the REVIEW & SUBMIT BOX

Step 2: Team(s)

Use the selections below to enter your Team information. You can add multiple teams by selecting the "Add another team" link next to each session type. You can Edit team details by simply changing your selection. Click "Save" before you move on to the next step in the registration process.

Please select a team to register


D2 Program: No

Teams

You are currently using **1 coaches** toward the allowed limit of **2 coaches**.

Coaches in excess of the limit may incur additional fees.

▶ School Cheer (1)	Add Another Team
--------------------	----------------------------------



STEP 3: REVIEW & SUBMIT

CLICK SUBMIT REGISTRATION

Houston High School - Varsity Cheer (# 0010682942)



SUBMIT REGISTRATION

That's it! You will receive a confirmation message once your registration has been submitted successfully.